

POWER TO LIFT

CRANE GUIDE



Crane classification	RC/RCS	MC/MCS	Crane tm segment	
K - Knuckle boom cranes	270K-RC	270K-MC	2-14 tm	
	340K-RC	340K-MC		
	610K-RC	610K-MCS		
	710K-RCS	810K-MCS		
	810K-RC			
	910K-RCS			
	1120K-RCS			
	1130K-RCS			
	1320K-RCS			
KS - Knuckle boom short crane	1320KS-RCS			
Z-fold cranes	1444Z-RC			
K - Knuckle boom cranes	1610K-RCS		15-31 tm	
	1620K-RCS			
	1910K-RCS			
	1920K-RCS			
	2310K-RCS			
	2320K-RCS			
	2810K-RCS			
	2820K-RCS			
K-HS - Knuckle boom high stand		1800K-HS10-MC		
T - Telescopic cranes	1630T-RCS	1530T-MCS		
	2130T-RCS	1910T-MC 2030T-MCS		
Z-fold cranes	1643Z-RC	1643Z-MC		
	2243Z-RCS	1943Z-MC		
L - Long boom cranes	1730L-RCS	2110L-MC		
	2530L-RCS			
S - Retracted knuckle boom	2310S-RCS			
K - Knuckle boom cranes	3220K-RCS			32-59 tm
	4020K-RCS			
	5020K-RCS			
	7020K-RCS		60-95 tm	
	9520K-RCS			
OK - Optimised knuckle boom	7020OK-RCS			
	9520OK-RCS			

Content

270K-MC	8
270K-RC	10
340K-MC	12
340K-RC	14
610K-MCS	16
610K-RC	18
710K-RCS	20
810K-MCS	22
810K-RC	24
910K-RCS	26
1120K-RCS	28
1130K-RCS	30
1320K-RCS	32
1330K-RCS	34
1610K-RCS	36
1620K-RCS	38
1910K-RCS	40
1920K-RCS	42
2310K-RCS	44
2320K-RCS	46
2810K-RCS	48
2820K-RCS	50
3220K-RCS	52
4020K-RCS	54
5020K-RCS	56
7020K-RCS	58
9520K-RCS	60
7020OK-RCS	62
9520OK-RCS	64
1320KS-RCS	66
1800K-HS10	68
1530T-MCS	70
1630T-RCS	72
1910T-MC	74
2030T-MCS	76
2130T-RCS	78
1444Z-RC	80

Content

1643Z-MC	82
1643Z-RC	84
1943Z-MC	86
2243Z-RCS	88
1730L-RCS	90
2110L-MC	92
2530L-RCS	94
2310S-RCS	96

Danish crane manufacturer

HMF has specialized in developing truck cranes that are strong, compact, and nice to work with since 1952. Together with skilled employees and dedicated partners we sell, service, and install Danish quality cranes in more than 40 countries.

Loader cranes for many purposes

Our cranes are used in the entire world by a wide range of companies like haulage contractors, builders' merchants, road and recovery services, and self-employed hauliers.



Compact and light

HMF truck cranes are characterized by their light tare weight and compact design.

This gives you extra space on the truck body as well as extra kgs for what you need to move.



Strong, sturdy, and durable

HMF truck cranes are designed to last for many years.

With high-tensile steel, dual-coating, and internal hose-routing our cranes are fit for all kinds of weather and terrain.




Smooth operation

HMF truck cranes are designed for a flexible and smooth operation.

This makes them suitable for different kinds of lifting tasks in all kinds of industries.





Dynamic and popular stability system

HMF cranes are widely known for their popular EVS stability system. EVS stands for electronic vehicle stability system.

EVS is an intelligent and sophisticated stability safety system which actively monitors vehicle stability.

It is easy to operate, so easy that most often you - as the crane operator - will not notice it is active, unless you are in a situation that might become critical.

Why choose EVS?

- Continuous monitoring of the vehicle stability
- Optimized lifting capacity in the entire working area – also in front of the vehicle
- Dynamic system that includes the current load on your vehicle in order to reach further

The system includes all these conditions when operating

- Load on the vehicle
- Load on the crane
- Speed
- Heel of the vehicle

Therefore, you will get a warning before a situation becomes critical. This means that you can trust the system to automatically limit inappropriate movements and to stop at the designated limit.



MC

Manually operated crane with full speed (Manual Control).

MCS

Manually operated crane with electro-hydraulic speed adaptation system (Manual Control Superior).

RC

Radio remote controlled crane (Remote Control).

RCS

Radio remote controlled crane with PVG 32 control valve and HD5 electronic speed adaptation system (Remote Control Superior).

Disclaimer

Even though we do our best, errors in content may occur. The contents of this material is for general information purpose. Cranes in the pictures may be featured with optional equipment, which do not correspond to the standard version. Please note, that weights may vary with a 5% deviation. As we update content continuously, please ensure you have the latest information. You can check this on hmfcranes.com.

270K-MC



Selected basics



MC



RCI



EQC

Selected options



WIDTH



LIGHT

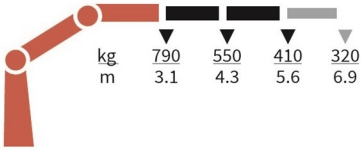


TANK

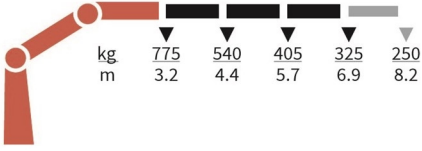
Specifications

	Unit	270-K2	270-K3
	tm	2,5	2,4
	m	5,64	6,99
	kgm	390	390
	°	370	370
	mm	1527	1527
	mm	1700	1700
	mm	538	564
	mm	3000	3000
	mm	3900	3900
	Kg	386	421
	Kg	59	59
	bar	240	240
	l/min	12	10
	kW	4	3,5

270-K2-MC



270-K3-MC



270K-RC




Selected basics



RCL



EQC



PVG 16

Selected options



WIDTH



LIGHT

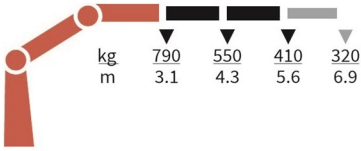


TANK

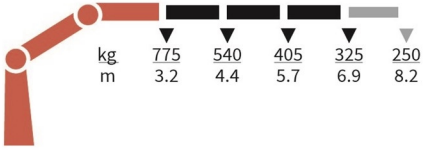
Specifications

	Unit	270-K2	270-K3
	tm	2,5	2,4
	m	5,64	6,99
	kgm	390	390
	°	370	370
	mm	1527	1527
	mm	1700	1700
	mm	538	564
	mm	3000	3000
	mm	3900	3900
	Kg	386	421
	Kg	59	59
	bar	240	240
	l/min	12	10
	kW	4	3,5

270-K2-RC



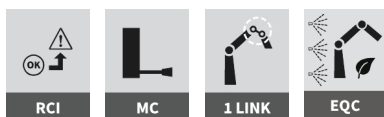
270-K3-RC



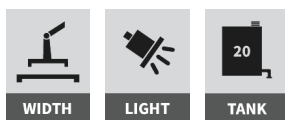
340K-MC



Selected basics



Selected options



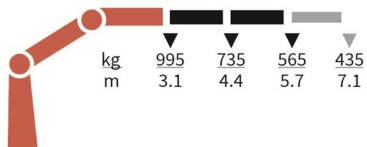
Specifications

	Unit	340-K1	340-K2	340-K3
	tm	3,2	3,2	3,2
	m	4,39	5,76	7,15
	kgm	550	600	600
	°	370	370	370
	mm	1591	1591	1591
	mm	1700	1700	1700
	mm	516	516	516
	mm	3300	3300	3300
	mm	3900	3900	3900
	Kg	418	468	508
	Kg	72	72	72
	bar	220	240	240
	l/min	15	15	12
	kW	5,5	6,0	5,0

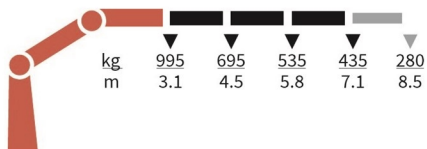
340-K1-MC



340-K2-MC



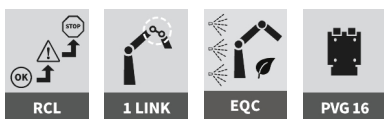
340-K3-MC



340K-RC



Selected basics



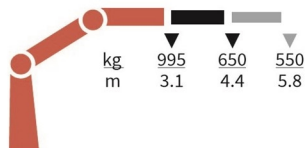
Selected options



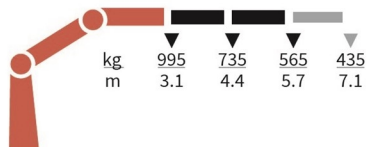
Specifications

	Unit	340-K1	340-K2	340-K3
	tm	3,2	3,2	3,2
	m	4,39	5,76	7,15
	kgm	550	600	600
	°	370	370	370
	mm	1591	1591	1591
	mm	1700	1700	1700
	mm	516	516	516
	mm	3300	3300	3300
	mm	3900	3900	3900
	Kg	418	468	508
	Kg	72	72	72
	bar	220	240	240
	l/min	15	15	12
	kW	5,5	6,0	5,0

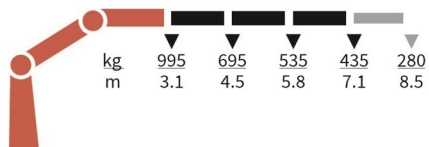
340-K1-RC



340-K2-RC



340-K3-RC



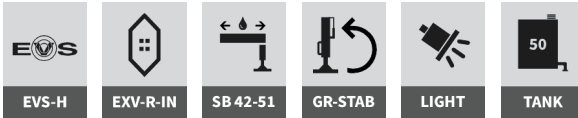
610K-MCS



Selected basics



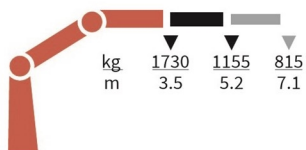
Selected options



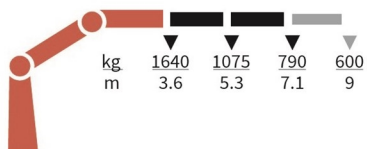
Specifications

	Unit	610-K1	610-K2	610-K3	610-K4
	tm	6	5,9	5,6	5,5
	m	5,2	7,1	9	10,8
	kgm	840	840	840	840
	°	400	400	400	400
	mm	1840	1840	1860	1895
	mm	2120	2120	2120	2120
	mm	664	664	664	664
	mm	3400	3400	3400	3400
	mm	5200	5200	5200	5200
	Kg	630	705	775	835
	Kg	115	115	115	115
	bar	325	325	325	325
	l/min	25	25	25	25
	kW	13	13	13	13

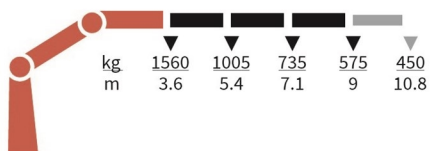
610-K1-MCS



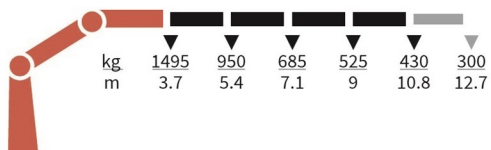
610-K2-MCS



610-K3-MCS



610-K4-MCS



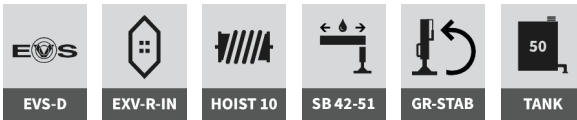
610K-RC



Selected basics



Selected options



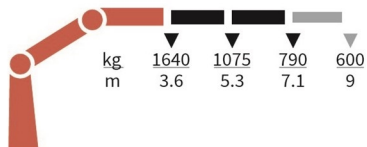
Specifications

	Unit	610-K1	610-K2	610-K3	610-K4
	tm	6	5,9	5,6	5,5
	m	5,2	7,1	9	10,8
	kgm	840	840	840	840
	°	400	400	400	400
	mm	1840	1840	1860	1895
	mm	2120	2120	2120	2120
	mm	664	664	664	664
	mm	3400	3400	3400	3400
	mm	5200	5200	5200	5200
	Kg	630	705	775	835
	Kg	115	115	115	115
	bar	325	325	325	325
	l/min	25	25	25	25
	kW	14	14	14	14

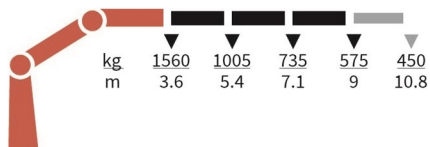
610-K1-RC



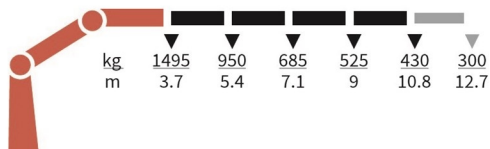
610-K2-RC



610-K3-RC



610-K4-RC



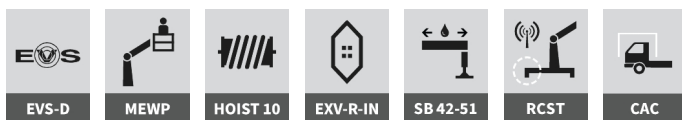
710K-RCS



Selected basics



Selected options



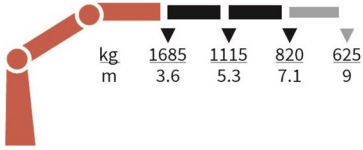
Specifications

	Unit	710-K1	710-K2	710-K3	710-K4
	tm	6,3	6,1	5,8	5,7
	m	5,2	7,1	9	10,8
	kgm	840	840	840	840
	°	400	400	400	400
	mm	1840	1840	1860	1895
	mm	2120	2120	2120	2120
	mm	664	664	664	664
	mm	3400	3400	3400	3400
	mm	5200	5200	5200	5200
	Kg	630	705	775	835
	Kg	115	115	115	115
	bar	335	335	335	335
	l/min	40	40	40	40
	kW	22	22	22	22

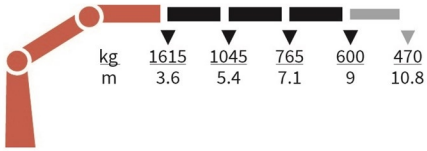
710-K1-RCS



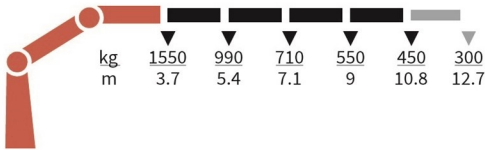
710-K2-RCS



710-K3-RCS



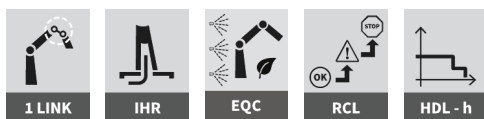
710-K4-RCS



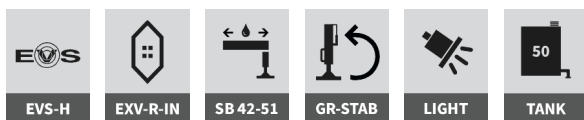
810K-MCS



Selected basics



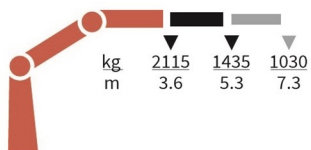
Selected options



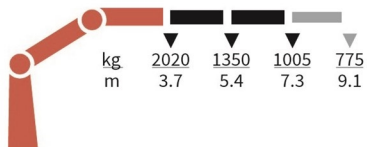
Specifications

	Unit	810-K1	810-K2	810-K3	810-K4
	tm	7,6	7,5	7,3	7,1
	m	5,3	7,3	9,1	11
	kgm	840	840	840	840
	°	400	400	400	400
	mm	1910	1910	1910	1910
	mm	2220	2220	2220	2220
	mm	664	664	664	664
	mm	3400	3400	3400	3400
	mm	5200	5200	5200	5200
	Kg	665	740	810	870
	Kg	115	115	115	115
	bar	325	325	325	325
	l/min	35	35	35	35
	kW	19	19	19	19

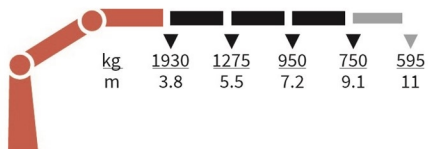
810-K1-MCS



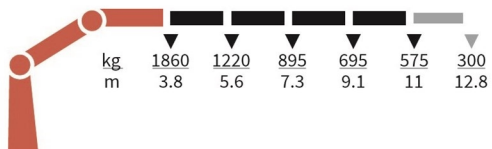
810-K2-MCS



810-K3-MCS



810-K4-MCS



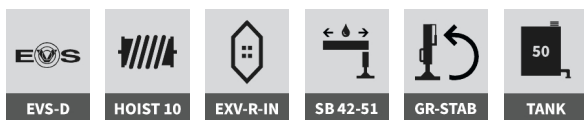
810K-RC



Selected basics



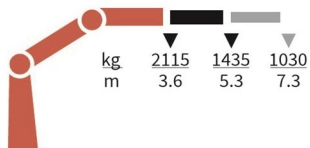
Selected options



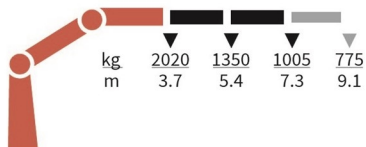
Specifications

	Unit	810-K1	810-K2	810-K3	810-K4
	tm	7,6	7,5	7,3	7,1
	m	5,3	7,3	9,1	11
	kgm	840	840	840	840
	°	400	400	400	400
	mm	1910	1910	1910	1910
	mm	2220	2220	2220	2220
	mm	664	664	664	664
	mm	3400	3400	3400	3400
	mm	5200	5200	5200	5200
	Kg	665	740	810	870
	Kg	115	115	115	115
	bar	325	325	325	325
	l/min	35	35	35	35
	kW	22	22	22	22

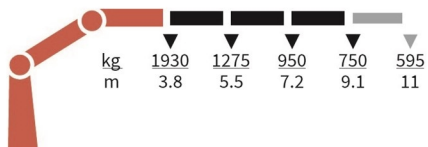
810-K1-RC



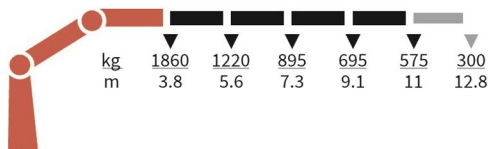
810-K2-RC



810-K3-RC



810-K4-RC



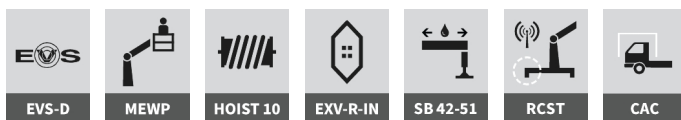
910K-RCS



Selected basics



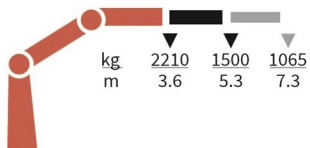
Selected options



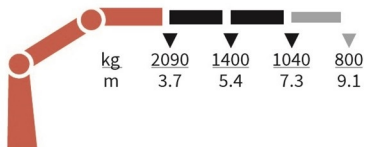
Specifications

	Unit	910-K1	910-K2	910-K3	910-K4
	tm	8	7,7	7,6	7,3
	m	5,3	7,3	9,1	11
	kgm	840	840	840	840
	°	400	400	400	400
	mm	1910	1910	1910	1910
	mm	2220	2220	2220	2220
	mm	664	664	664	664
	mm	3400	3400	3400	3400
	mm	5200	5200	5200	5200
	Kg	665	740	810	870
	Kg	115	115	115	115
	bar	335	335	335	335
	l/min	50	50	50	50
	kW	28	28	28	28

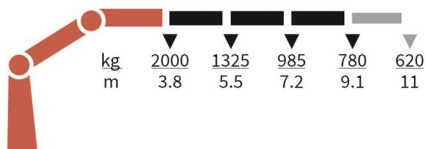
910-K1-RCS



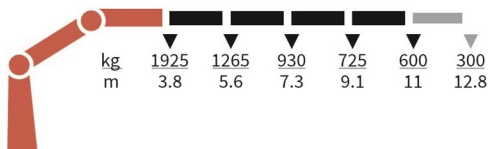
910-K2-RCS



910-K3-RCS



910-K4-RCS



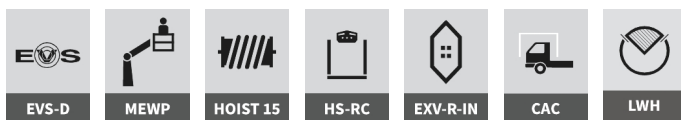
1120K-RCS



Selected basics



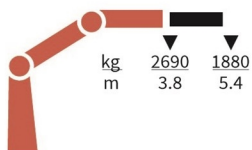
Selected options



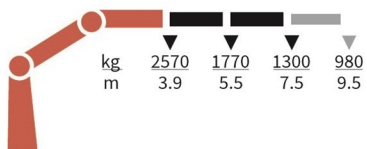
Specifications

	Unit	1120-K1	1120-K2	1120-K3	1120-K4	1120-K5
	tm	10,2	9,9	9,7	9,4	9,2
	m	5,5	7,5	9,7	11,8	14
	kgm	1325	1325	1325	1325	1325
	°	420	420	420	420	420
	mm	2135	2135	2135	2135	2135
	mm	2350	2350	2350	2350	2350
	mm	747	747	747	747	747
	mm	4165	4165	4165	4165	4165
	mm	5140	5140	5140	5140	5140
	Kg	1000	1105	1205	1295	1375
	Kg	160	160	160	160	160
	bar	345	345	345	345	345
	l/min	60 - 80	60 - 80	60 - 80	60 - 80	60 - 80
	kW	40 - 58	40 - 58	40 - 58	40 - 58	40 - 58

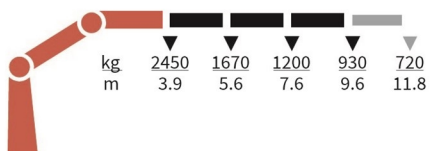
1120-K1-RCS



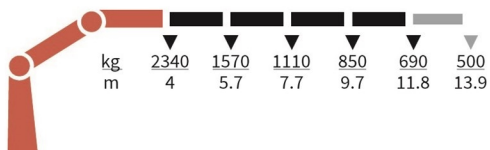
1120-K2-RCS



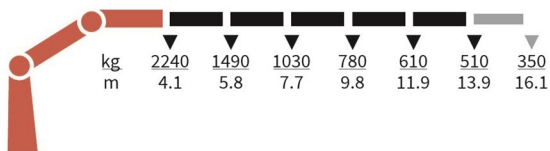
1120-K3-RCS



1120-K4-RCS



1120-K5-RCS



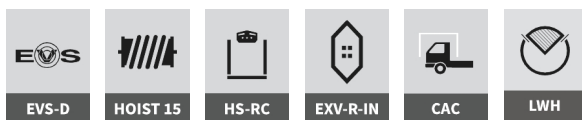
1130K-RCS



Selected basics



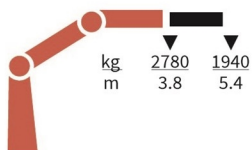
Selected options



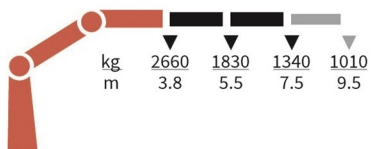
Specifications

	Unit	1130-K1	1130-K2	1130-K3	1130-K4	1130-K5
	tm	10,5	10,2	9,9	9,7	9,5
	m	5,5	7,5	9,7	11,8	14
	kgm	1325	1325	1325	1325	1325
	°	420	420	420	420	420
	mm	2135	2135	2135	2135	2135
	mm	2350	2350	2350	2350	2350
	mm	747	747	747	747	747
	mm	4165	4165	4165	4165	4165
	mm	5140	5140	5140	5140	5140
	Kg	985	1090	1190	1280	1360
	Kg	160	160	160	160	160
	bar	345	345	345	345	345
	l/min	70 - 100	70 - 100	70 - 100	70 - 100	70 - 100
	kW	40 - 58	40 - 58	40 - 58	40 - 58	40 - 58

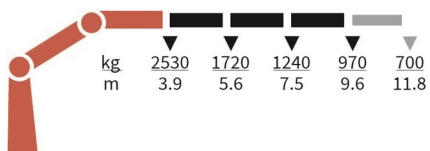
1130-K1-RCS



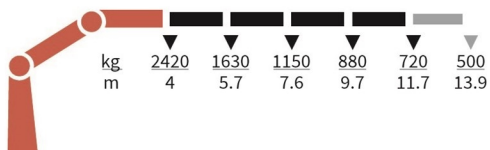
1130-K2-RCS



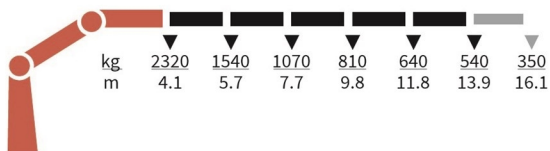
1130-K3-RCS



1130-K4-RCS



1130-K5-RCS



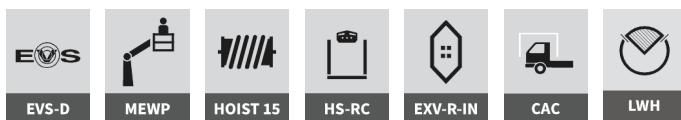
1320K-RCS



Selected basics



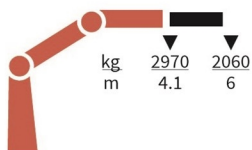
Selected options



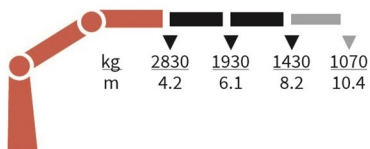
Specifications

	Unit	1320-K1	1320-K2	1320-K3	1320-K4	1320-K5
	tm	12,3	11,9	11,6	11,3	11
	m	6,1	8,2	10,5	12,7	15
	kgm	1325	1325	1325	1325	1325
	°	420	420	420	420	420
	mm	2135	2135	2135	2135	2135
	mm	2500	2500	2500	2500	2500
	mm	747	747	747	747	747
	mm	4615	4615	4615	4615	4615
	mm	5590	5590	5590	5590	5590
	Kg	1115	1240	1350	1445	1530
	Kg	170	170	170	170	170
	bar	345	345	345	345	345
	l/min	60 - 80	60 - 80	60 - 80	60 - 80	60 - 80
	kW	40 - 58	40 - 58	40 - 58	40 - 58	40 - 58

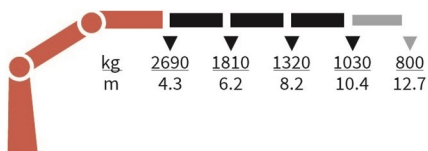
1320-K1-RCS



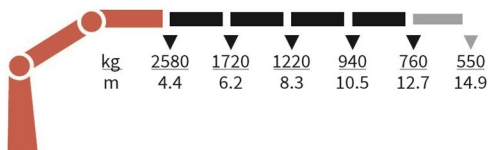
1320-K2-RCS



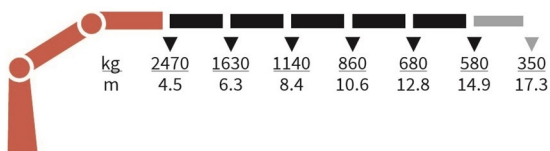
1320-K3-RCS



1320-K4-RCS



1320-K5-RCS



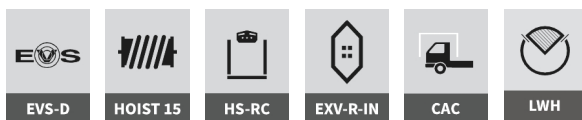
1330K-RCS



Selected basics



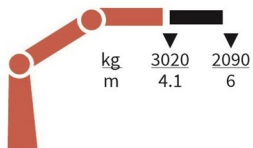
Selected options



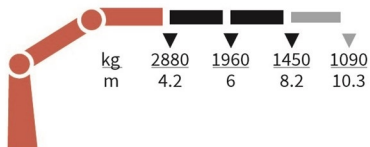
Specifications

	Unit	1330-K1	1330-K2	1330-K3	1330-K4	1330-K5
	tm	12,4	12,1	11,7	11,4	11,2
	m	6,1	8,2	10,5	12,7	15
	kgm	1325	1325	1325	1325	1325
	°	420	420	420	420	420
	mm	2135	2135	2135	2135	2135
	mm	2500	2500	2500	2500	2500
	mm	747	747	747	747	747
	mm	4615	4615	4615	4615	4615
	mm	5590	5590	5590	5590	5590
	Kg	1080	1205	1315	1410	1495
	Kg	170	170	170	170	170
	bar	345	345	345	345	345
	l/min	70 - 100	70 - 100	70 - 100	70 - 100	70 - 100
	kW	40 - 58	40 - 58	40 - 58	40 - 58	40 - 58

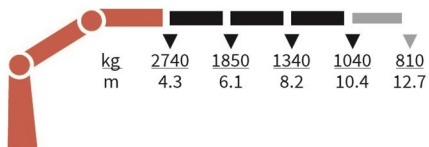
1330-K1-RCS



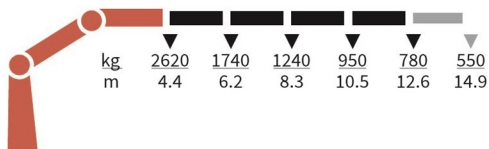
1330-K2-RCS



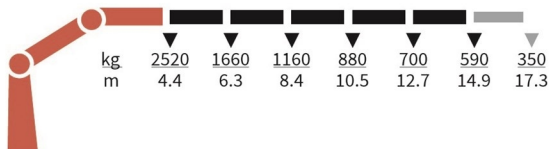
1330-K3-RCS



1330-K4-RCS



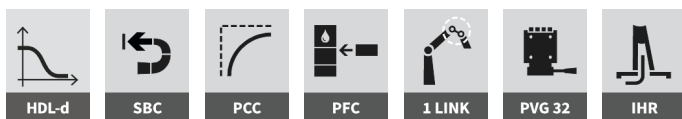
1330-K5-RCS



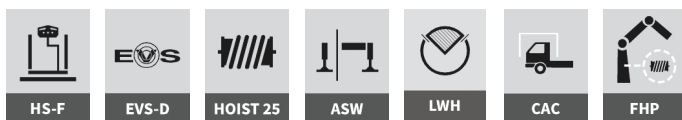
1610K-RCS



Selected basics



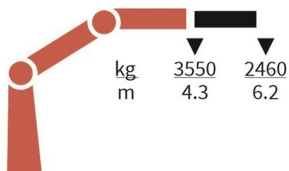
Selected options



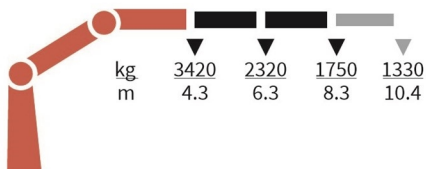
Specifications

	Unit	1610-K1	1610-K2	1610-K3	1610-K4	1610-K5	1610-K6
	tm	15,3	14,8	14,3	13,9	13,6	13,2
	m	6,3	8,4	10,5	12,8	15	17,3
	kgm	1795	1795	1795	1795	1795	1795
	°	400	400	400	400	400	400
	mm	2250	2250	2250	2250	2250	2250
	mm	2500	2500	2500	2500	2500	2500
	mm	830	830	830	830	830	830
	mm	4615	4615	4615	4615	4615	4615
	mm	6470	6470	6470	6470	6470	6470
	Kg	1310	1450	1590	1725	1845	1940
	Kg	200	200	200	200	200	200
	bar	365	365	365	365	365	365
	l/min	70 - 100	70 - 100	70 - 100	70 - 100	70 - 100	70 - 100
	kW	43 - 61	43 - 61	43 - 61	43 - 61	43 - 61	43 - 61

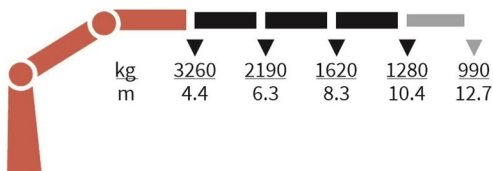
1610-K1-RCS



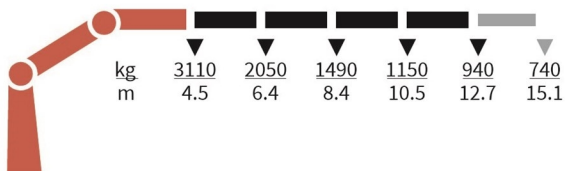
1610-K2-RCS



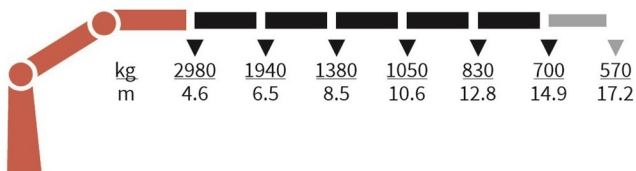
1610-K3-RCS



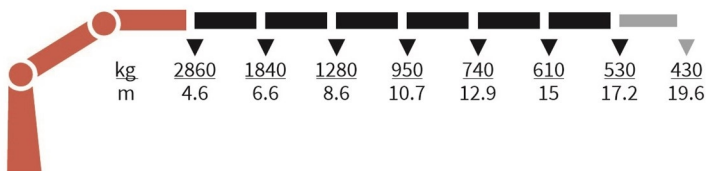
1610-K4-RCS



1610-K5-RCS



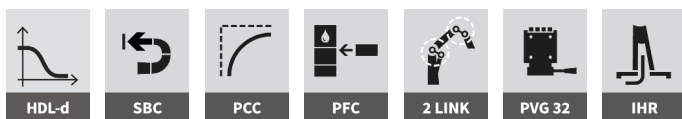
1610-K6-RCS



1620K-RCS



Selected basics



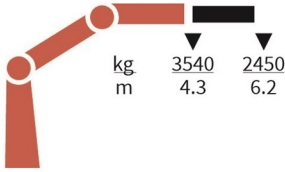
Selected options



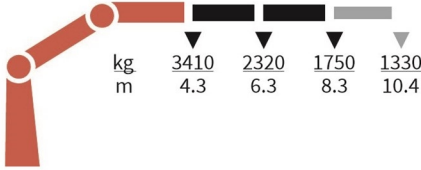
Specifications

	Unit	1620-K1	1620-K2	1620-K3	1620-K4	1620-K5	1620-K6
	tm	15,2	14,7	14,3	13,9	13,5	13,2
	m	6,3	8,4	10,5	12,8	15	17,3
	kgm	1795	1795	1795	1795	1795	1795
	°	400	400	400	400	400	400
	mm	2250	2250	2250	2250	2250	2250
	mm	2500	2500	2500	2500	2500	2500
	mm	830	830	830	830	830	830
	mm	4615	4615	4615	4615	4615	4615
	mm	6470	6470	6470	6470	6470	6470
	Kg	1360	1500	1640	1775	1895	1990
	Kg	200	200	200	200	200	200
	bar	365	365	365	365	365	365
	l/min	70 - 100	70 - 100	70 - 100	70 - 100	70 - 100	70 - 100
	kW	43 - 61	43 - 61	43 - 61	43 - 61	43 - 61	43 - 61

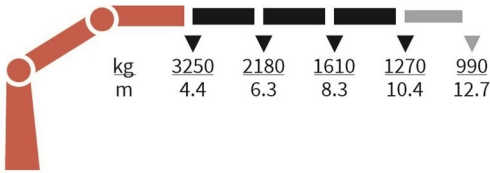
1620-K1-RCS



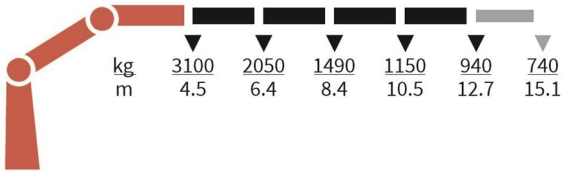
1620-K2-RCS



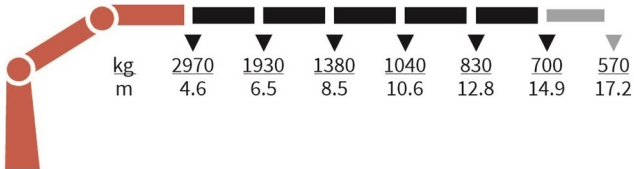
1620-K3-RCS



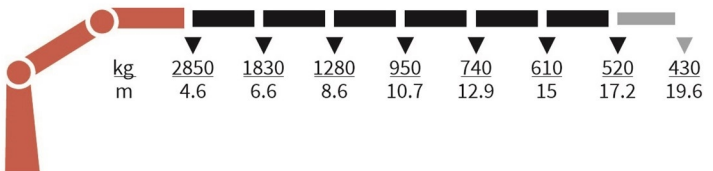
1620-K4-RCS



1620-K5-RCS



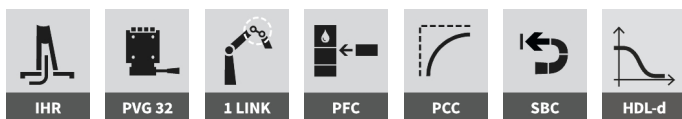
1620-K6-RCS



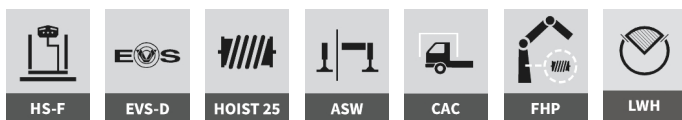
1910K-RCS



Selected basics



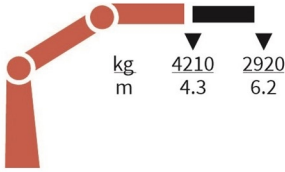
Selected options



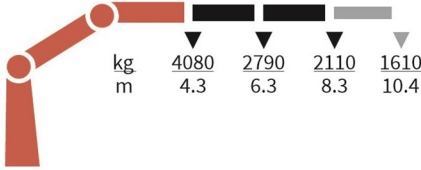
Specifications

	Unit	1910-K1	1910-K2	1910-K3	1910-K4	1910-K5	1910-K6
	tm	18,2	17,6	17,2	16,8	16,4	16,1
	m	6,3	8,4	10,5	12,8	15	17,3
	kgm	1795	1795	1795	1795	1795	1795
	°	400	400	400	400	400	400
	mm	2250	2250	2250	2250	2250	2250
	mm	2500	2500	2500	2500	2500	2500
	mm	830	830	830	830	830	830
	mm	4615	4615	4615	4615	4615	4615
	mm	6470	6470	6470	6470	6470	6470
	Kg	1370	1510	1650	1785	1905	2000
	Kg	200	200	200	200	200	200
	bar	365	365	365	365	365	365
	l/min	70 - 100	70 - 100	70 - 100	70 - 100	70 - 100	70 - 100
	kW	43 - 61	43 - 61	43 - 61	43 - 61	43 - 61	43 - 61

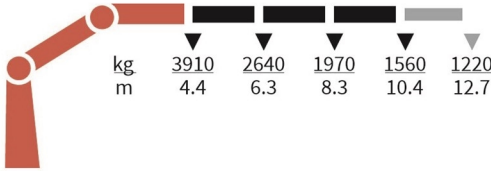
1910-K1-RCS



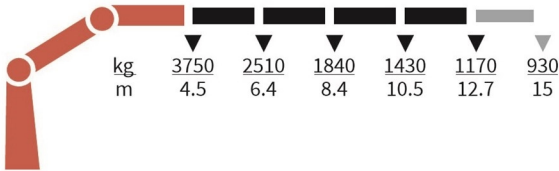
1910-K2-RCS



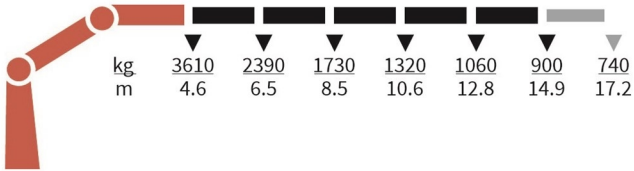
1910-K3-RCS



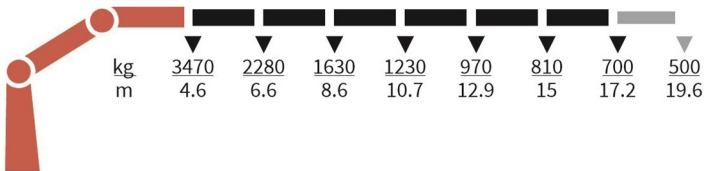
1910-K4-RCS




1910-K5-RCS



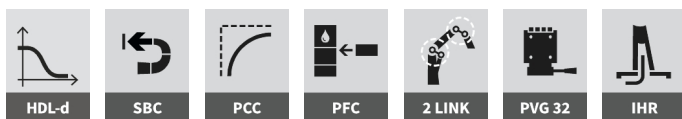
1910-K6-RCS



1920K-RCS



Selected basics



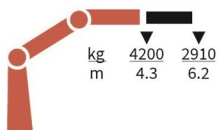
Selected options



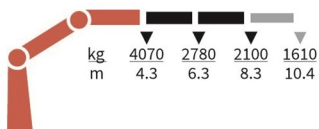
Specifications

	Unit	1920-K1	1920-K2	1920-K3	1920-K4	1920-K5	1920-K6
	tm	18,1	17,6	17,2	16,8	16,4	16,1
	m	6,3	8,4	10,5	12,8	15	17,3
	kgm	1795	1795	1795	1795	1795	1795
	°	400	400	400	400	400	400
	mm	2250	2250	2250	2250	2250	2250
	mm	2500	2500	2500	2500	2500	2500
	mm	830	830	830	830	830	830
	mm	4615	4615	4615	4615	4615	4615
	mm	6470	6470	6470	6470	6470	6470
	Kg	1420	1560	1700	1835	1955	2050
	Kg	200	200	200	200	200	200
	bar	365	365	365	365	365	365
	l/min	70 - 100	70 - 100	70 - 100	70 - 100	70 - 100	70 - 100
	kW	43 - 61	43 - 61	43 - 61	43 - 61	43 - 61	43 - 61

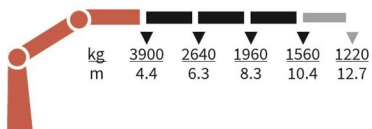
1920-K1-RCS



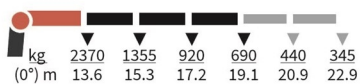
1920-K2-RCS




1920-K3-RCS



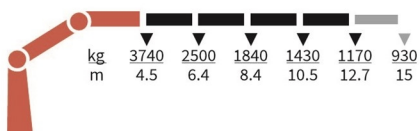
FJ700-K3



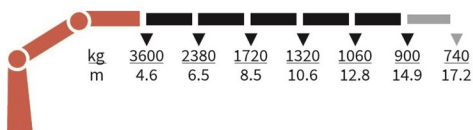
FJ700-K4



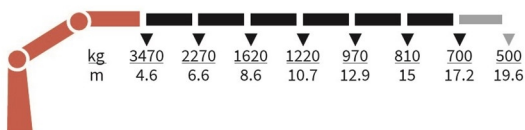
1920-K4-RCS



1920-K5-RCS



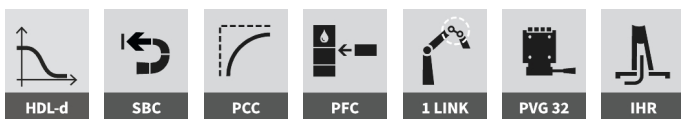
1920-K6-RCS



2310K-RCS



Selected basics



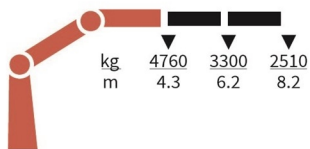
Selected options



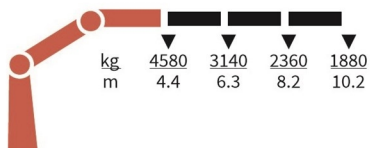
Specifications

	Unit	2310-K2	2310-K3	2310-K4	2310-K5	2310-K6	2310-K7	2310-K8
	tm	20,6	20,2	19,7	19,2	18,8	18,4	18,1
	m	8,3	10,3	12,5	14,8	17,1	19,3	21,6
	kgm	2763	2763	2763	2763	2763	2763	2763
	°	400	400	400	400	400	400	400
	mm	2295	2295	2295	2295	2295	2295	2335
	mm	2500	2500	2500	2500	2500	2500	2500
	mm	885	885	885	885	885	995	995
	mm	5575	5575	5575	5575	5575	5575	5575
	mm	7400	7400	7400	7400	7400	7400	7400
	Kg	1800	1955	2110	2250	2375	2480	2565
	Kg	290	290	290	290	290	290	290
	bar	365	365	365	365	365	365	365
	l/min	70 - 100	70 - 100	70 - 100	70 - 100	70 - 100	70 - 100	70 - 100
	kW	43 - 61	43 - 61	43 - 61	43 - 61	43 - 61	43 - 61	43 - 61

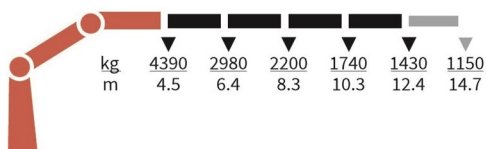
2310-K2-RCS



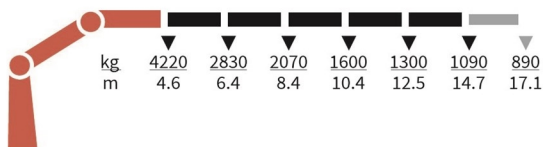
2310-K3-RCS



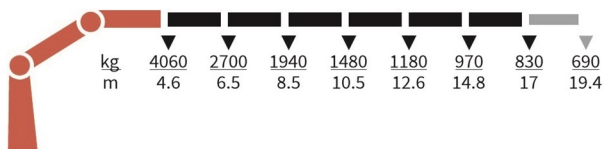
2310-K4-RCS



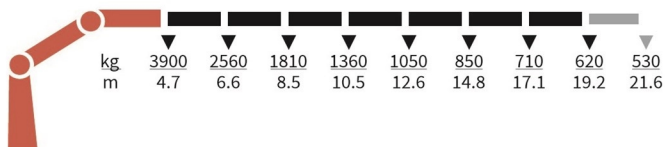
2310-K5-RCS



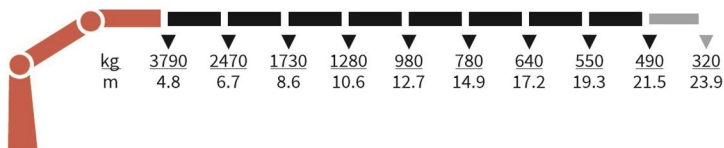
2310-K6-RCS



2310-K7-RCS



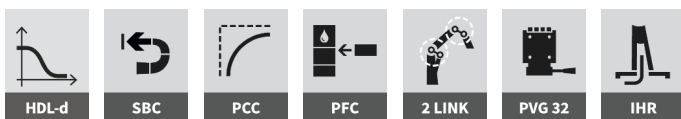
2310-K8-RCS



2320K-RCS



Selected basics



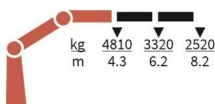
Selected options



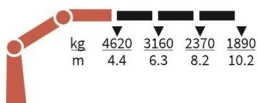
Specifications

	Unit	2320-K2	2320-K3	2320-K4	2320-K5	2320-K6	2320-K7	2320-K8
	tm	20,8	20,3	19,9	19,4	19	18,6	18,3
	m	8,3	10,3	12,5	14,8	17,1	19,3	21,6
	kgm	2763	2763	2763	2763	2763	2763	2763
	°	400	400	400	400	400	400	400
	mm	2295	2295	2295	2295	2295	2295	2335
	mm	2500	2500	2500	2500	2500	2500	2500
	mm	885	885	885	885	885	995	995
	mm	5575	5575	5575	5575	5575	5575	5575
	mm	7400	7400	7400	7400	7400	7400	7400
	Kg	1870	2025	2210	2350	2475	2580	2665
	Kg	290	290	290	290	290	290	290
	bar	365	365	365	365	365	365	365
	l/min	70 - 100	70 - 100	70 - 100	70 - 100	70 - 100	70 - 100	70 - 100
	kW	43 - 61	43 - 61	43 - 61	43 - 61	43 - 61	43 - 61	43 - 61

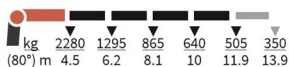
2320-K2-RCS



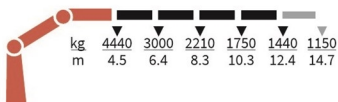
2320-K3-RCS



FJ700-K4



2320-K4-RCS



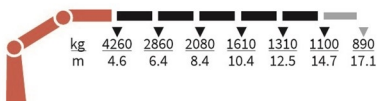
FJ700-K3



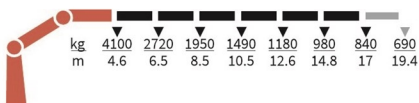
FJ700-K4



2320-K5-RCS



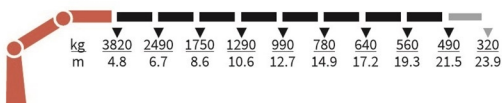
2320-K6-RCS



2320-K7-RCS



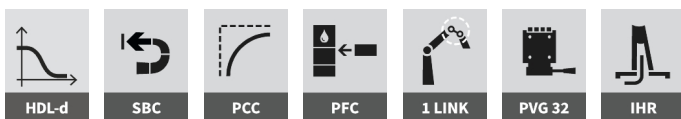
2320-K8-RCS



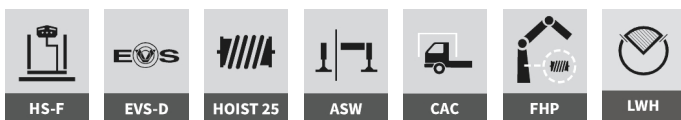
2810K-RCS



Selected basics



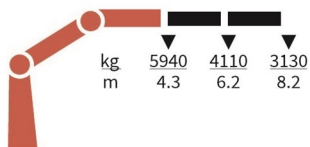
Selected options



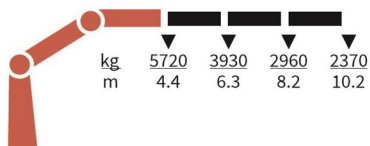
Specifications

	Unit	2810-K2	2810-K3	2810-K4	2810-K5	2810-K6	2810-K7	2810-K8
	tm	25,7	25,2	24,6	24,2	23,8	23,4	23
	m	8,3	10,3	12,5	14,8	17,1	19,3	21,6
	kgm	2763	2763	2763	2763	2763	2763	2763
	°	400	400	400	400	400	400	400
	mm	2295	2295	2295	2295	2295	2295	2335
	mm	2500	2500	2500	2500	2500	2500	2500
	mm	885	885	885	885	885	995	995
	mm	5575	5575	5575	5575	5575	5575	5575
	mm	7400	7400	7400	7400	7400	7400	7400
	Kg	1895	2065	2265	2415	2555	2660	2745
	Kg	290	290	290	290	290	290	290
	bar	365	365	365	365	365	365	365
	l/min	70 - 120	70 - 120	70 - 120	70 - 120	70 - 120	70 - 120	70 - 120
	kW	43 - 73	43 - 73	43 - 73	43 - 73	43 - 73	43 - 73	43 - 73

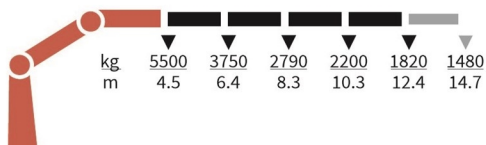
2810-K2-RCS



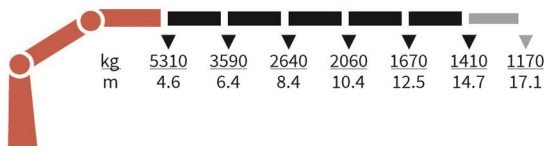
2810-K3-RCS



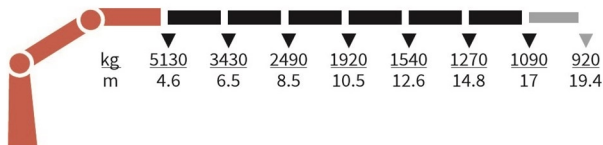
2810-K4-RCS



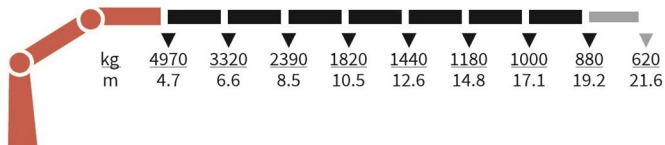
2810-K5-RCS



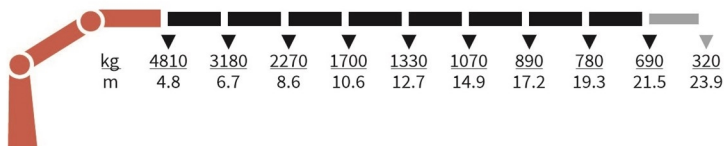
2810-K6-RCS



2810-K7-RCS



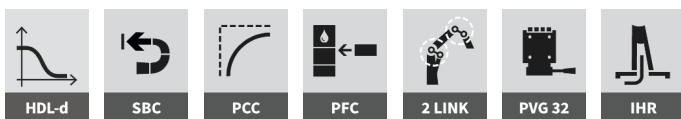
2810-K8-RCS



2820K-RCS



Selected basics



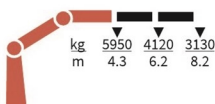
Selected options



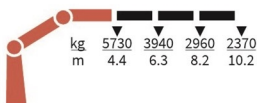
Specifications

	Unit	2820-K2	2820-K3	2820-K4	2820-K5	2820-K6	2820-K7	2820-K8
	tm	25,8	25,2	24,7	24,3	23,8	23,5	23
	m	8,3	10,3	12,5	14,8	17,1	19,3	21,6
	kgm	2763	2763	2763	2763	2763	2763	2763
	°	400	400	400	400	400	400	400
	mm	2295	2295	2295	2295	2295	2295	2335
	mm	2500	2500	2500	2500	2500	2500	2500
	mm	885	885	885	885	885	995	995
	mm	5575	5575	5575	5575	5575	5575	5575
	mm	7400	7400	7400	7400	7400	7400	7400
	Kg	1980	2150	2350	2500	2640	2745	2830
	Kg	290	290	290	290	290	290	290
	bar	365	365	365	365	365	365	365
	l/min	70 - 120	70 - 120	70 - 120	70 - 120	70 - 120	70 - 120	70 - 120
	kW	43 - 73	43 - 73	43 - 73	43 - 73	43 - 73	43 - 73	43 - 73

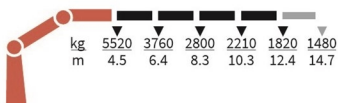
2820-K2-RCS



2820-K3-RCS



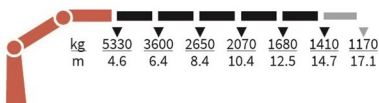
2820-K4-RCS



FJ700-K4



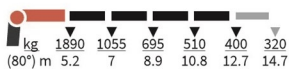
2820-K5-RCS



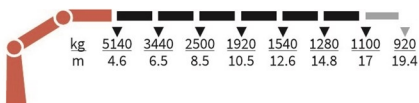
FJ700-K3



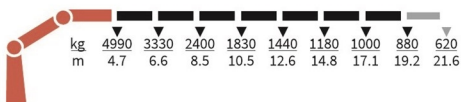
FJ700-K4



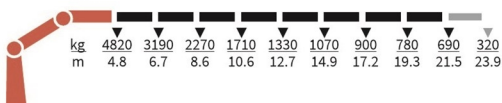
2820-K6-RCS



2820-K7-RCS



2820-K8-RCS



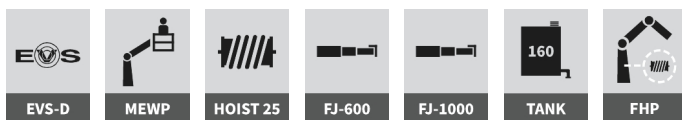
3220K-RCS



Selected basics



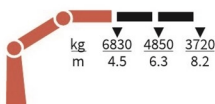
Selected options



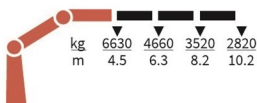
Specifications

	Unit	3220-K2	3220-K3	3220-K4	3220-K5	3220-K6	3220-K7	3220-K8
	tm	30,7	29,8	29,5	28,7	27,9	27,8	27,1
	m	8,3	10,3	12,4	14,6	16,8	19	21,3
	kgm	3800	3800	3800	3800	3800	3800	3800
	°	∞	∞	∞	∞	∞	∞	∞
	mm	2350	2350	2350	2350	2350	2350	2350
	mm	2500	2500	2500	2500	2500	2500	2500
	mm	1024	1024	1024	1024	1024	1130	1130
	mm	5550	5550	5550	5550	5550	5550	5550
	mm	6430	6430	6430	6430	6430	6430	6430
	Kg	2590	2790	2990	3160	3320	3470	3595
	Kg	370	370	370	370	370	370	370
	bar	365	365	365	365	365	365	365
	l/min	80 - 130	80 - 130	80 - 130	80 - 130	80 - 130	80 - 130	80 - 130
	kW	49 - 79	49 - 79	49 - 79	49 - 79	49 - 79	49 - 79	49 - 79

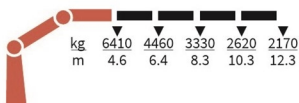
3220-K2-RCS



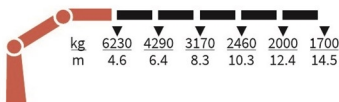
3220-K3-RCS



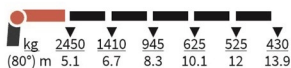
3220-K4-RCS



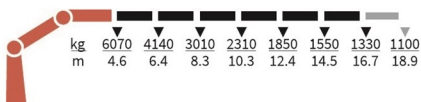
3220-K5-RCS




FJ1000-K5



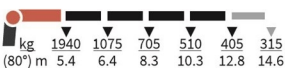
3220-K6-RCS



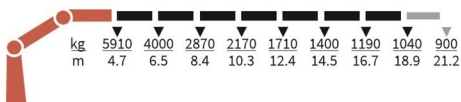
FJ600-K3



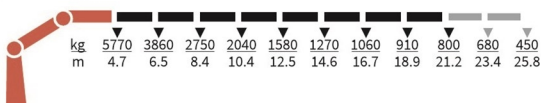
FJ600-K4



3220-K7-RCS



3220-K8-RCS



4020K-RCS



Selected basics



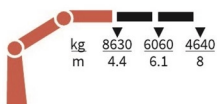
Selected options



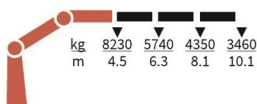
Specifications

	Unit	4020-K2	4020-K3	4020-K4	4020-K5	4020-K6	4020-K7	4020-K8
	tm	38	37	35,9	34,9	34,7	33,9	33,7
	m	8,1	10,1	12,2	14,35	16,6	18,95	21,3
	kgm	4000	4000	4000	4000	4000	4000	4000
	°	∞	∞	∞	∞	∞	∞	∞
	mm	2384	2384	2384	2384	2384	2384	2384
	mm	2518	2518	2518	2518	2518	2518	2518
	mm	1148	1148	1148	1148	1148	1274	1274
	mm	5550	5550	5550	5550	5550	5550	5550
	mm	7770	7770	7770	7770	7770	7770	7770
	Kg	3150	3410	3660	3900	4080	4240	4400
	Kg	470	470	470	470	470	470	470
	bar	365	365	365	365	365	365	365
	l/min	80 - 110	80 - 110	80 - 110	80 - 110	80 - 110	80 - 110	80 - 110
	kW	49 - 68	49 - 68	49 - 68	49 - 68	49 - 68	49 - 68	49 - 68

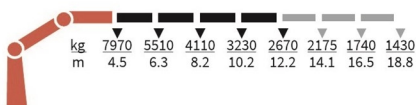
4020-K2-RCS



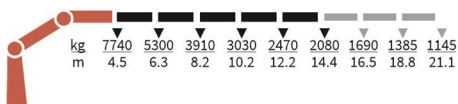
4020-K3-RCS



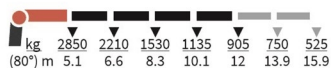
4020-K4-RCS



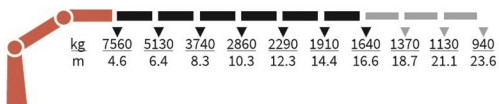
4020-K5-RCS



FJ1000-K4




4020-K6-RCS



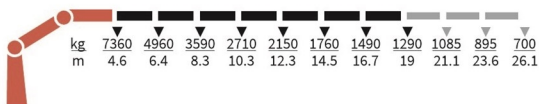
FJ600-K3



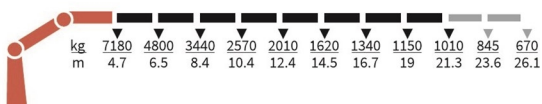
FJ600-K4



4020-K7-RCS



4020-K8-RCS



5020K-RCS



Selected basics



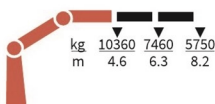
Selected options



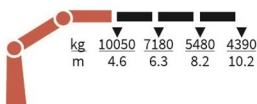
Specifications

	Unit	5020-K2	5020-K3	5020-K4	5020-K5	5020-K6	5020-K7	5020-K8
	tm	47,7	46,2	45,9	44,7	43,6	43,4	42,4
	m	8,25	10,25	12,5	14,5	16,75	19,1	21,45
	kgm	5000	5000	5000	5000	5000	5000	5000
	°	∞	∞	∞	∞	∞	∞	∞
	mm	2398	2398	2398	2398	2398	2438	2438
	mm	2519	2519	2519	2519	2519	2519	2519
	mm	1198	1198	1198	1198	1198	1298	1298
	mm	5550	5550	5550	5550	5550	5550	5550
	mm	7770	7770	7770	7770	7770	7770	7770
	Kg	3610	3900	4170	4420	4620	4800	4975
	Kg	500	500	500	500	500	500	500
	bar	365	365	365	365	365	365	365
	l/min	80 - 110	80 - 110	80 - 110	80 - 110	80 - 110	80 - 110	80 - 110
	kW	49 - 68	49 - 68	49 - 68	49 - 68	49 - 68	49 - 68	49 - 68

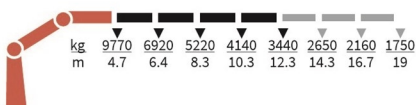
5020-K2-RCS



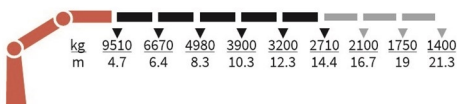
5020-K3-RCS



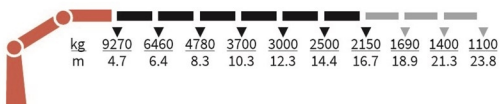
5020-K4-RCS



5020-K5-RCS



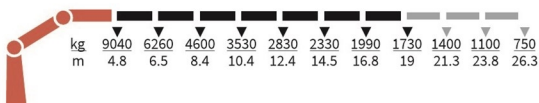
5020-K6-RCS



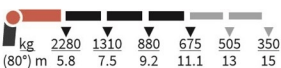
FJ1000-K5




5020-K7-RCS



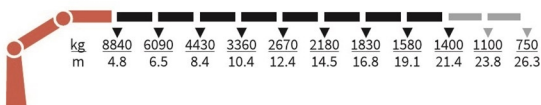
FJ600-K3



FJ600-K4



5020-K8-RCS



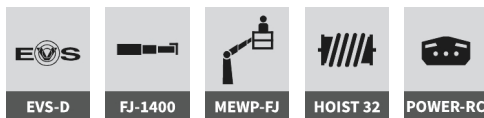
7020K-RCS



Selected basics



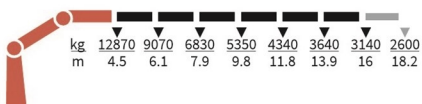
Selected options



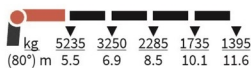
Specifications

	Unit	7020-K6	7020-K7	7020-K8
	tm	57,9	57,2	56,1
	m	16,1	18,3	20,6
	kgm	7142	7142	7142
	°	∞	∞	∞
	mm	2435	2435	2455
	mm	2550	2550	2550
	mm	1540	1540	1540
	mm			
	mm	8420	8420	8420
	Kg	5715	5915	6115
	Kg	925	925	925
	bar	375	375	375
	l/min	80 - 120	80 - 120	80 - 120
	kW	50 - 75	50 - 75	50 - 75


7020-K6-RCS



FJ1400-K4



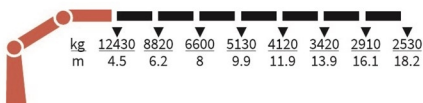
FJ1400-K5



FJ1400-K6



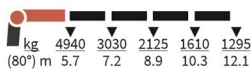
7020-K7-RCS



FJ1400-K3



FJ1400-K4



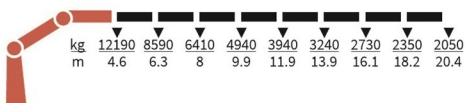
FJ1400-K5




FJ1400-K6



7020-K8-RCS




9520K-RCS



Selected basics



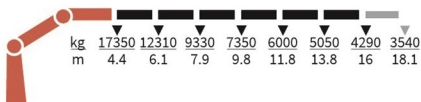
Selected options



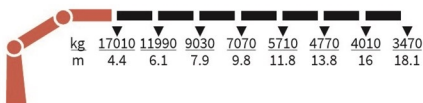
Specifications

Unit	9520-K6	9520-K7	9520-K8	
↑	tm	76,3	75,1	75
→	m	16,1	18,3	20,3
↻	kgm	8163	8163	8163
↻	°	∞	∞	∞
↻	mm	2500	2500	2500
↻	mm	2550	2550	2550
↻	mm	1630	1630	1630
↻	mm			
↻	mm	8420	8420	8420
↻	Kg	7070	7330	7540
↻	Kg	1025	1025	1025
↻	bar	365	365	365
↻	l/min	80 - 120	80 - 120	80 - 120
⚡	kW	50 - 82	50 - 82	50 - 82


9520-K6-RCS




9520-K7-RCS



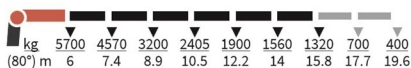
FJ2200-K4



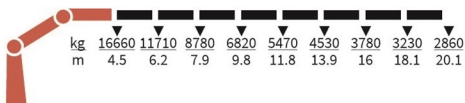
FJ2200-K5



FJ2200-K6



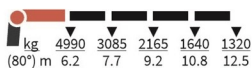
9520-K8-RCS




FJ1400-K3



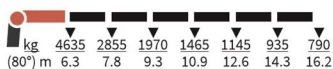
FJ1400-K4



FJ1400-K5



FJ1400-K6



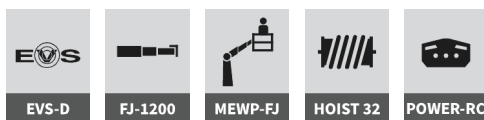
70200K-RCS



Selected basics



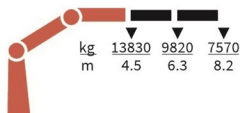
Selected options



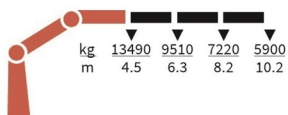
Specifications

	Unit	7020-OK2	7020-OK3	7020-OK4	7020-OK5	7020-OK6
	tm	62,2	60,7	60	58,3	58,2
	m	8,3	10,4	12,4	14,7	17
	kgm	7142	7142	7142	7142	7142
	°	∞	∞	∞	∞	∞
	mm	2435	2435	2435	2435	2470
	mm	2550	2550	2550	2550	2550
	mm	1340	1340	1340	1340	1340
	mm					
	mm	8420	8420	8420	8420	8420
	Kg	4465	4765	5065	5335	5575
	Kg	925	925	925	925	925
	bar	375	375	375	375	375
	l/min	50 - 120	50 - 120	50 - 120	50 - 120	50 - 120
	kW	50 - 69	50 - 69	50 - 69	50 - 69	50 - 69

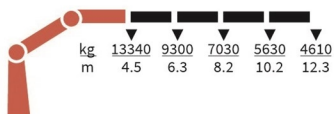
7020-OK2-RCS



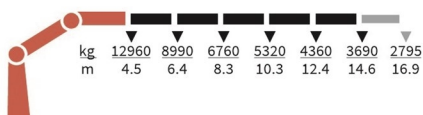
7020-OK3-RCS



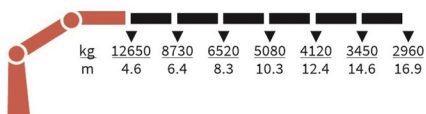
7020-OK4-RCS



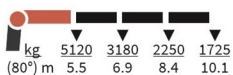
7020-OK5-RCS



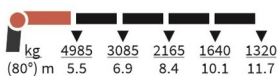
7020-OK6-RCS



FJ1200-K3



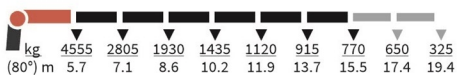
FJ1200-K4



FJ1200-K5



FJ1200-K6



95200K-RCS



Selected basics



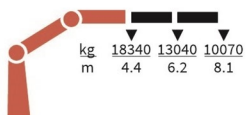
Selected options



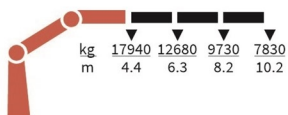
Specifications

Unit	9520-OK2	9520-OK3	9520-OK4	9520-OK5	9520-OK6
tm	80,1	79,1	77,9	77,1	76
m	8,3	10,34	12,4	14,64	16,94
kgm	8163	8163	8163	8163	8163
°	∞	∞	∞	∞	∞
mm	2500	2500	2500	2500	2510
mm	2550	2550	2550	2550	2550
mm	1440	1440	1440	1440	1440
mm					
mm	8420	8420	8420	8420	8420
Kg	5670	6020	6360	6665	6930
Kg	1025	1025	1025	1025	1025
bar	365	365	365	365	365
l/min	80 - 120	80 - 120	80 - 120	80 - 120	80 - 120
kW	50 - 82	50 - 82	50 - 82	50 - 82	50 - 82

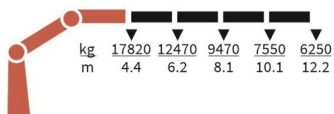
9520-OK2-RCS



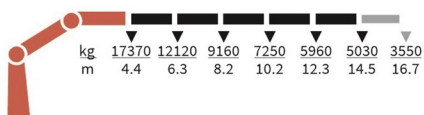
9520-OK3-RCS



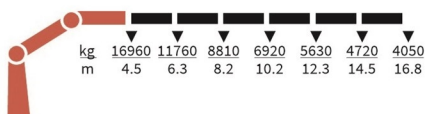
9520-OK4-RCS



9520-OK5-RCS



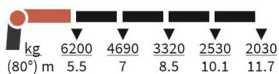
9520-OK6-RCS



FJ2000-K3



FJ2000-K4



FJ2000-K5



FJ2000-K6



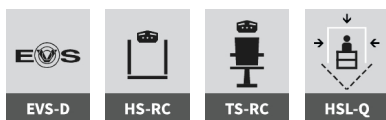
1320KS-RCS



Selected basics



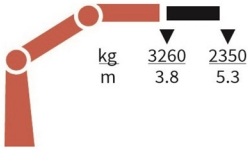
Selected options



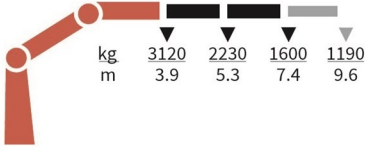
Specifications

	Unit	1320-KS1	1320-KS2	1320-KS3
	tm	12,3	12	11,7
	m	5,3	7,5	9,8
	kgm	1325	1325	1325
	°	420	420	420
	mm	2135	2135	2135
	mm	2500	2500	2500
	mm	747	747	747
	mm	4615	4615	4615
	mm	5590	5590	5590
	Kg	1100	1225	1335
	Kg	170	170	170
	bar	345	345	345
	l/min	70 - 100	70 - 100	70 - 100
	kW	40 - 58	40 - 58	40 - 58

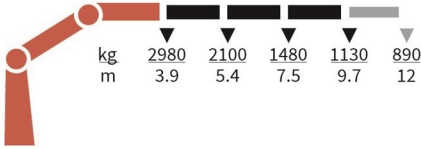
1320-KS1-RCS



1320-KS2-RCS



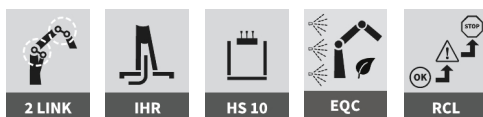
1320-KS3-RCS



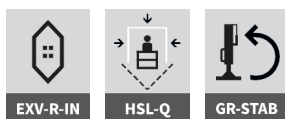
1800K-HS10



Selected basics



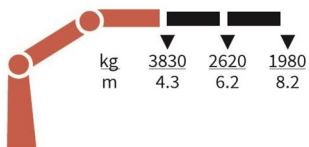
Selected options



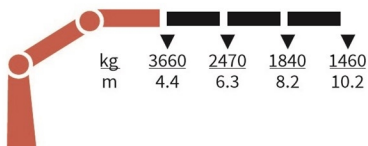
Specifications

	Unit	1800-K2	1800-K3	1800-K4	1800-K5	1800-K6	1800-K7	1800-K8
	tm	16,6	16,1	15,6	15,2	14,7	14,3	14
	m	8,3	10,3	12,5	14,8	17,1	19,3	21,6
	kgm	2426	2426	2426	2426	2426	2426	2426
	°	400	400	400	400	400	400	400
	mm	2295	2295	2295	2295	2295	2295	2335
	mm	2500	2500	2500	2500	2500	2500	2500
	mm	885	885	885	885	885	995	995
	mm	5575	5575	5575	5575	5575	5575	5575
	mm	6455	6455	6455	6455	6455	6455	6455
	Kg	1840	1995	2180	2320	2445	2550	2635
	Kg	275	275	275	275	275	275	275
	bar	300	300	300	300	300	300	300
	l/min	55	55	55	55	55	55	55
	kW	28	28	28	28	28	28	28

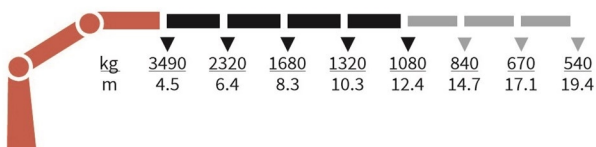
1800-K2-HS10-MC



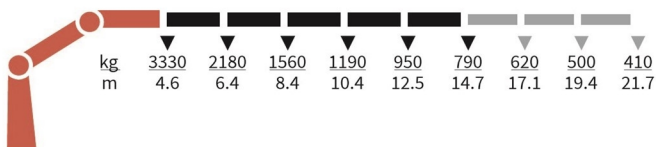
1800-K3-HS10-MC



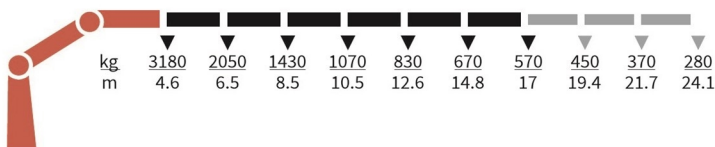
1800-K4-HS10-MC



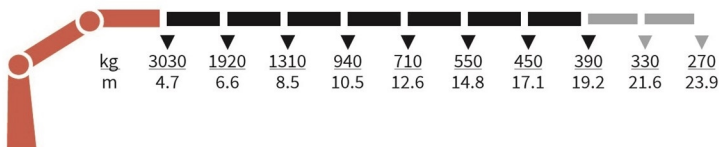
1800-K5-HS10-MC



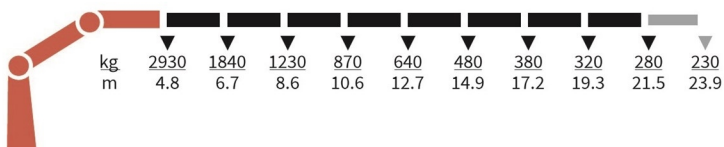
1800-K6-HS10-MC



1800-K7-HS10-MC



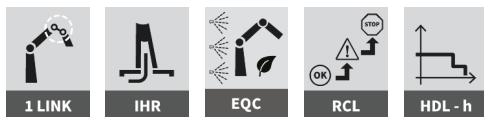
1800-K8-HS10-MC



1530T-MCS



Selected basics



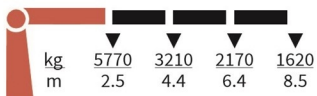
Selected options



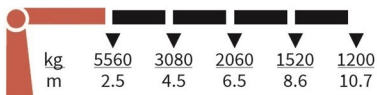
Specifications

	Unit	1530-T3	1530-T4
	tm	14,3	14,2
	m	8,5	10,7
	kgm	1760	1760
	°	400	400
	mm	2560	2560
	mm	2500	2500
	mm	765	765
	mm	4615	4615
	mm	6470	6470
	Kg	1320	1440
	Kg	200	200
	bar	330	330
	l/min	45	45
	kW	25	25

1530-T3-MCS



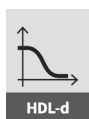
1530-T4-MCS



1630T-RCS



Selected basics



HDL-d



PCC



PFC



1 LINK



PVG 32



IHR



EQC

Selected options



EVS-D



RCST



LCTRL



IILH



SLB

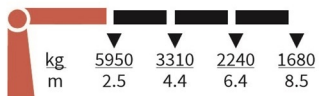


CH-VAL

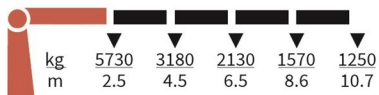
Specifications

Unit	1630-T3	1630-T4	
	tm	14,7	14,6
	m	8,5	10,7
	kgm	1760	1760
	°	400	400
	mm	2560	2560
	mm	2500	2500
	mm	765	765
	mm	4615	4615
	mm	6470	6470
	Kg	1320	1440
	Kg	200	200
	bar	340	340
	l/min	55	55
	kW	31	31

1630-T3-RCS



1630-T4-RCS



1910T-MC



Selected basics



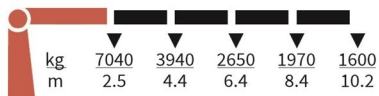
Selected options



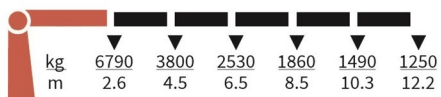
Specifications

	Unit	1910-T4	1910-T5
	tm	17,9	17,8
	m	10,2	12,2
	kgm	2380	2380
	°	400	400
	mm	2610	2610
	mm	2500	2500
	mm	820	820
	mm	5575	5575
	mm	6455	6455
	Kg	1695	1815
	Kg	275	275
	bar	300	300
	l/min	55	55
	kW	28	28


1910-T4-MC



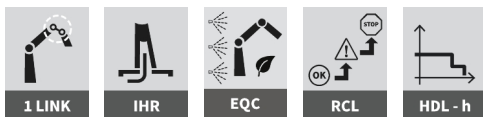
1910-T5-MC



2030T-MCS



Selected basics



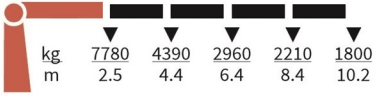
Selected options



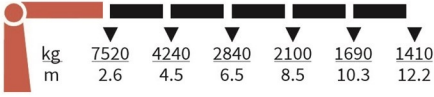
Specifications

	Unit	2030-T4	2030-T5
	tm	19,8	19,7
	m	10,2	12,2
	kgm	2380	2380
	°	400	400
	mm	2610	2610
	mm	2500	2500
	mm	820	820
	mm	5575	5575
	mm	6455	6455
	Kg	1695	1815
	Kg	275	275
	bar	330	330
	l/min	55	55
	kW	30	30

2030-T4-MCS



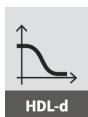
2030-T5-MCS



2130T-RCS



Selected basics



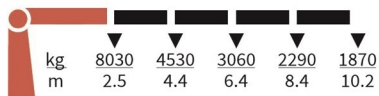
Selected options



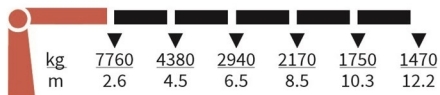
Specifications

	Unit	2130-T4	2130-T5
	tm	20,4	20,3
	m	10,2	12,2
	kgm	2380	2380
	°	400	400
	mm	2610	2610
	mm	2500	2500
	mm	820	820
	mm	5575	5575
	mm	6455	6455
	Kg	1695	1815
	Kg	275	275
	bar	340	340
	l/min	55	55
	kW	31	31

2130-T4-RCS



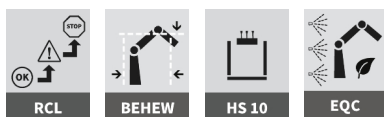
2130-T5-RCS



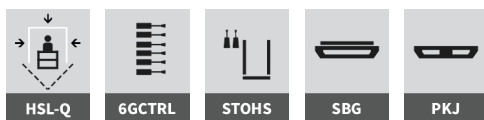
1444Z-RC



Selected basics

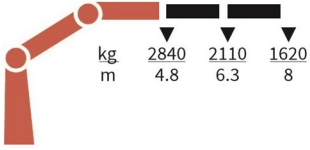


Selected options



Specifications

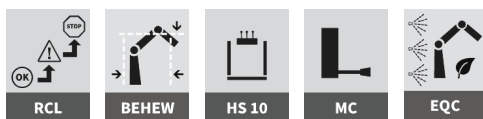
	Unit	1444-Z2
	tm	13,7
	m	8,2
	kgm	2400
	°	400
	mm	2427
	mm	2500
	mm	750
	mm	3500
	mm	4600
	Kg	1740
	Kg	210
	bar	280
	l/min	70
	kW	33



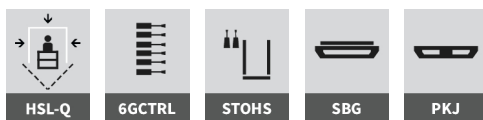
1643Z-MC



Selected basics

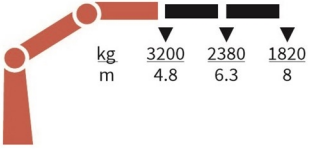


Selected options



Specifications

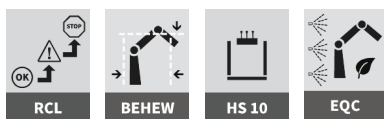
	Unit	1643-Z2
	tm	15,4
	m	8,2
	kgm	2400
	°	400
	mm	2427
	mm	2500
	mm	750
	mm	3500
	mm	4600
	Kg	1740
	Kg	210
	bar	310
	l/min	50
	kW	26



1643Z-RC



Selected basics



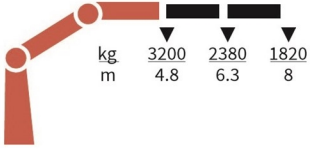
Selected options



Specifications

	Unit	1643-Z2
	tm	15,4
	m	8,2
	kgm	2400
	°	400
	mm	2427
	mm	2500
	mm	750
	mm	3500
	mm	4600
	Kg	1740
	Kg	210
	bar	310
	l/min	50
	kW	26

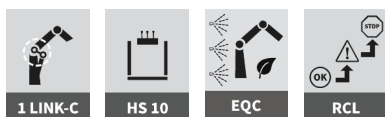
1643-Z2-RC



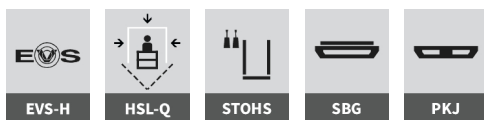
1943Z-MC



Selected basics



Selected options



Specifications

	Unit	1943-Z2
	tm	18,1
	m	9,1
	kgm	2750
	°	400
	mm	2445
	mm	2500
	mm	885
	mm	5575
	mm	6455
	Kg	2300
	Kg	290
	bar	295
	l/min	60 - 80
	kW	30 - 40

1943-Z2-MC



2243Z-RCS



Selected basics



HDL-d



PCC



PFC



PVG 32



IHR



1 LINK-C



EQC

Selected options



EVS-D



STOHS



HSL-Q



SBG



PKJ



RCST



HS 10RCS

Specifications

	Unit	2243-Z2
	tm	20,7
	m	9,1
	kgm	2750
	°	400
	mm	2445
	mm	2500
	mm	860
	mm	5575
	mm	6455
	Kg	2300
	Kg	290
	bar	330
	l/min	70 - 100
	kW	34 - 48



1730L-RCS



Selected basics



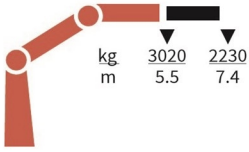
Selected options



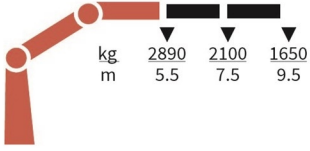
Specifications

	Unit	1730-L1	1730-L2	1730-L3	1730-L4
	tm	16,5	15,9	15,4	14,9
	m	7,5	9,6	11,8	14
	kgm	1760	1760	1760	1760
	°	450	450	450	450
	mm	2515	2515	2515	2515
	mm	2500	2500	2500	2500
	mm	775	775	775	775
	mm	4615	4615	4615	4615
	mm	6470	6470	6470	6470
	Kg	1435	1575	1710	1845
	Kg	200	200	200	200
	bar	345	345	345	345
	l/min	70 - 100	70 - 100	70 - 100	70 - 100
	kW	40 - 58	40 - 58	40 - 58	40 - 58

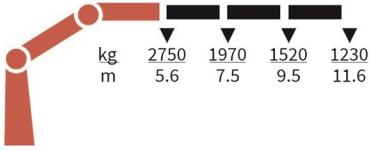
1730-L1-RCS



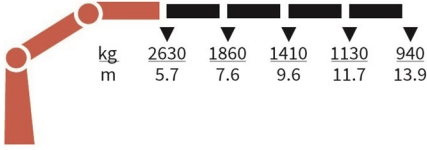
1730-L2-RCS



1730-L3-RCS



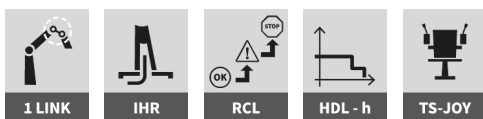
1730-L4-RCS



2110L-MC



Selected basics



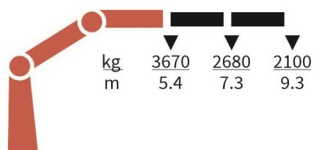
Selected options



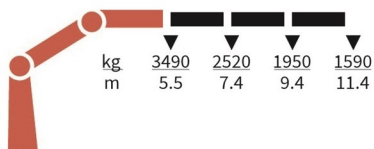
Specifications

	Unit	2110-L2	2110-L3	2110-L4	2110-L5
	tm	20	19,2	18,7	18,2
	m	9,4	11,5	13,4	15,4
	kgm	2710	2710	2710	2710
	°	450	450	450	450
	mm	2600	2600	2600	2600
	mm	2500	2500	2500	2500
	mm	815	815	815	815
	mm	5575	5575	5575	5575
	mm	6455	6455	6455	6455
	Kg	2015	2170	2325	2465
	Kg	290	290	290	290
	bar	300	300	300	300
	l/min	80	80	80	80
	kW	39	39	39	39

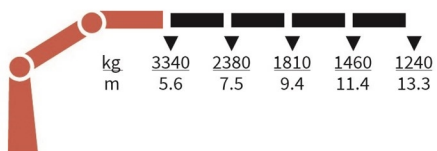
2110-L2-MC



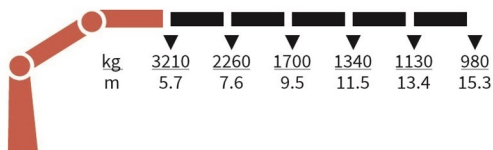
2110-L3-MC



2110-L4-MC



2110-L5-MC



2530L-RCS



Selected basics



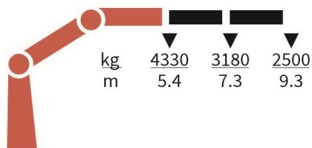
Selected options



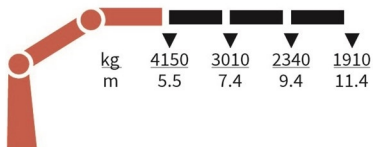
Specifications

	Unit	2530-L2	2530-L3	2530-L4	2530-L5
	tm	23,6	22,9	22,3	21,8
	m	9,4	11,5	13,4	15,4
	kgm	2710	2710	2710	2710
	°	450	450	450	450
	mm	2600	2600	2600	2600
	mm	2500	2500	2500	2500
	mm	815	815	815	815
	mm	5575	5575	5575	5575
	mm	6455	6455	6455	6455
	Kg	2015	2170	2325	2465
	Kg	290	290	290	290
	bar	345	345	345	345
	l/min	70 - 120	70 - 120	70 - 120	70 - 120
	kW	40 - 69	40 - 69	40 - 69	40 - 69

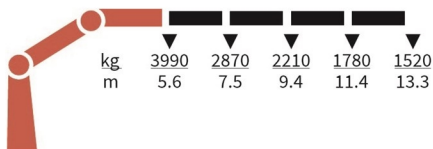
2530-L2-RCS



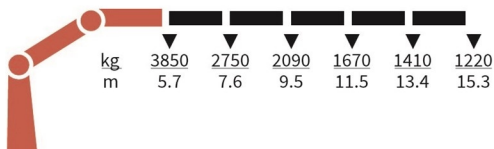
2530-L3-RCS



2530-L4-RCS



2530-L5-RCS



2310S-RCS



Selected basics



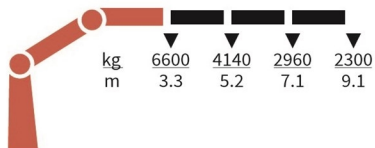
Selected options



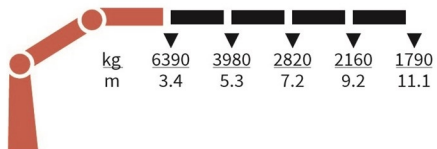
Specifications

	Unit	2310-S3	2310-S4
	tm	21,7	21,4
	m	9,1	11
	kgm	2762	2762
	°	400	400
	mm	2610	2610
	mm	2500	2500
	mm	815	815
	mm	5575	5575
	mm	6455	6455
	Kg	2065	2265
	Kg	290	290
	bar	345	345
	l/min	70	70
	kW	40	40

2310-S3-RCS



2310-S4-RCS



SYMBOLER

SYMBOLS

SYMBOLES

SYMBOLE



tm

Lastmoment
Load moment
Lastmoment
Couple de levage



mm

Støttebensbredde, standard
Stabilizer spread, standard
Abstützweite, Standard
Entraxe maxi, stabilisateurs standard



m

Hydraulisk rækkevidde
Hydraulic reach
Hydr. Reichweite
Portée hydraulique



mm

Støttebensbredde, ekstra bred
Stabilizer spread, extra wide
Abstützweite, extra breit
Entraxe maxi, stabilisateurs extra large



kgm

Svingmoment
Slewing torque
Schwenkmoment
Couple de rotation



kg

Vægt ekskl. støtteben
Weight excl. stabilizers
Gewicht ohne Stützbeine
Poids sans stabilisateurs



°

Drejevinkel
Slewing angle
Schwenkbereich
Angle de rotation



kg

Vægt, standardstøtteben
Weight of stabilizers, standard
Gewicht, Standardstützbeine
Poids des stabilisateurs standard



mm

Højde over monteringsflade
Height above mounting surface
Höhe über Montagefläche
Hauteur sur surface de montage



bar

Arbejdsdruk
Working pressure
Arbeitsdruck
Pression de travail



mm

Bredde, sammenfoldet standard
Width, folded, standard
Breite, Transportstellung
Largeur, grue repliée standard



l/min

Pumpeydelse
Pump performance
Pumpenleistung
Débit de pompe maxi



mm

Længde uden ekstraventiler
Length of crane, no extra valves
Einbaumaß ohne Zusatzventile
Longueur sans garnies



kW

Effekt
Power consumption
Kraftbedarf
Puissance nécessaire



Løftekapacitet med manuelle forlængerarme
Lifting capacity with manual extensions
Hubkraft mit manueller Verlängerung
Capacité de levage avec rallonges manuelles



Løftekapacitet uden manuelle forlængerarme
Lifting capacity, no manual extensions
Hubkraft, keine manuelle Verlängerung
Capacité de levage sans rallonges manuelles



Link arm system at jib
Ledarm ved knækarm
Kniehebel am Knickarm
Dispositif maxi-couple sur 2ème bras

1 LINK



Link arm system at column
Ledarm ved søjle
Kniehebel an der Säule
Dispositif maxi-couple sur la colonne

1 LINK-C



Dual link arm system
Dobbelt ledarmsystem
Doppelkniehebel
Système double maxi-couple

2 LINK



Stabilizer operation from top seat
Støttebensbetjening fra topsæde
Stützbeinbedienung vom Hochsitz aus
Commande des béquilles depuis le siège

2STOTS



Operation of 6 functions from the ground
Betjening af 6 funktioner fra jord
Bedienung von 6 Funktionen vom Boden
Commande de 6 fonctions depuis le sol

6CTRL



AutoSwitch

ASW



Transport alarm
Transportalarm
Transportwarnung
Avertisseur de transport

BEHEW



Cabin anti-crash
Beskyttelse af førerhuset
Schutz des Fahrerhauses
Protection de la cabine

CAC



Double slewing gear
Dobbelt svinggear
Doppeltes Schwenkbetriebe
Double engrenage planétaire

DSG



Engine control from the top seat
Motorstyring fra topsæde
Motorsteuerung vom Hochsitz aus
Commande du moteur du siège sur colonne

ECTRLTS



Environmentally friendly quality coating
Miljøvenlig kvalitetsbelægning
Umweltfreundliche Oberflächenbehandlung
Revêtement de qualité écologique

EQC



Electronic vehicle stability
Stabilitetssikringssystem
Standicherheitssystem
Système de contrôle de la stabilité

EVS



Extra valves in hose reels, internally led
Ekstraventiler i slangeruller, ført indvendigt
Zusatzventile in Schlauchrollen, innenliegend
Distr. compl. à enrouleurs, internes

EXV-R-IN



Extra valves in hose reels, externally led
Ekstraventiler i slangeruller, ført udvendigt
Zusatzventile in Schlauchrollen, außenliegend
Distr. compl. à enrouleurs, externes

EXV-R-OUT



Full hoist preparation
Komplet spilforberedelse
Komplette Seilwindvorbereitung
Préparation complète au treuil

FHP



Fly-jib

FJ



Manual swing-up stabilizers with gas spring
Manuelt opsvingelige støtteben med gasfjeder
Manuell schwenkbare Stützbeine mit Gasfeder
Béquilles manuelles rotatives avec vérin à gaz

GR-STAB



Electronic speed adaptation
Elektronisk hastighedstilpasning
Elektronischer Temporegler
Adaptation de vitesse électronique

HDL-d



Electro-hydraulic speed adaptation
Elektro-hydraulisk hastighedstilpasning
Elektro-hydraulischer Temporegler
Adaptation de vitesse électro-hydraulique

HDL-h



Heated seat
Sædevarme
Sitzheizung
Siège chauffant

HEAT



Hydraulic hoist
Hydraulisk spil
Hydraulische Seilwinde
Treuril hydraulique

HOIST



Stand-up controls, direct control
Hævet styring, direkte
Hochstand, direkte Bedienung
Poste homme debout, commande directe

HS 10



High stand flexible
Flexibel hævet styring
Flexibler Hochstand
Poste homme debout flexible

HS-F



High stand safety system - quadrant
Sikkerhedssystem til hævet styring - quadrant
Sicherheitssystem für Hochstand - Quadrant
Sécurité poste homme debout - Quadrant

HSL-Q



Stand-up controls with radio remote control
Hævet styring m. radiofjernstyring
Hochstand mit Funkfernsteuerung
Poste homme debout avec radio-commande

HS-RC



Internal hose routing
Indvendig slangeføring
Innenliegende Schlauchführungen
Cheminement interne des flexibles

IHR



Insert for increased lifting height
Indstik til øget løftehøjde
Einsatz für erhöhte Hubhöhe
Rallonge pour hauteur sous crochet accrue

IILH



Intelligent parking assist system
Intelligent parkeringssystem
Intelligentes parksystem
Système de stockage intelligent

IPA



Light over control positions
Lys over betjeningssteder
Lampe über Bedienstellen
Éclairage des postes de commande

LCTRL



Limitation of working area, horizontal
Begrænsning af arbejdsområdet, horisontalt
Begrenzung des Arbeitsbereichs, horizontal
Limitation zone de travail, horizontale

LWH



Personnel basket on crane
Mandskabskurv på kran
Hubarbeitskorb am Kran
Nacelle élévatrice sur grue

MEWP



Personnel basket on fly-jib
Mandskabskurv på fly-jib
Hubarbeitskorb am Fly-Jib
Nacelle élévatrice sur fly-jib

MEWP-FJ



Progressive crane control
Progressiv kranstyring
Progressive Kransteuerung
Commande de la grue progressive

PCC



Priority flow control
Prioriteret flowkontrol
Priorisierte Flowkontrolle
Régulation de débit prioritaire

PFC



Protection kit for jib
Beskyttelseskit for kranarm
Schutzsatz für Knickarm
Kit de protection pour 2ème bras

PKJ



Radio remote control with colour display
Radiofjernstyring med farvedisplay
Funksender mit Farbdisplay
Radio-commande avec écran couleur

POWER-RC



Lastindikering
Load indication
Lastanzeige
Indicateur de charge

RCI



Lastmomentbegrænsning
Load moment limitation
Lastmomentbegrenzung
Limitation du couple de levage

RCL



Remote control of stabilizers on crane
Radiofjernstyring af støtteben på kranen
Funkfernsteuerung der Stützbeine des Krans
Radio-commande des béquilles sur la grue

RCST



Hydraulic stabilizer beams 4.2 m - 5.1 m
Hydrauliske støttebensbomme 4,2 m - 5,1 m
Hydraulische Auszugskasten 4,2 m - 5,1 m
Coulisseaux hydrauliques 4,2 m - 5,1 m

SB 42-51



Slew braking control
Bremsekontrol af svingbevægelse
Schwenkstabilitätssystem
Contrôle de freinage de la rotation

SBC



Stowing bracket for grab
Parkeringsbeslag for grab
Parkbeschlag für Zweischalengreifer
Support de repliement de benne preneuse

SBG



Signal wire for hydraulic hook grab
Singalledning til hydraulisk krog
Signalleitung zum hydraulischen Lasthaken
Fil de signal pour crochet hydraulique

SHG



Stowing lock, boom system
Parkeringssikring af armsystem
Sicherung des abgelegten Armsystems
Verrou de stockage, système de flèches

SLB



Stabilizer operation from high stand
Støttebensbetjening fra hævet styring
Stützbeinbedienung vom Hochstand aus
Cde des béquilles du poste homme debout

STOHS



Topsæde, joystick
Top seat, joysticks
Hochsitz, Kreuzsteuerhebel
Siège sur colonne, joysticks

TS-JOY



Crane width: 1.7 or 2.0 m
Kranbredde: 1,7 eller 2,0 m
Kranbreite: 1,7 oder 2,0 m
Largeur de grue: 1,7 ou 2,0 m

WIDTH



See all our abbreviations
Se alle vores forkortelser
Siehe alle unsere Abkürzungen
Voir toutes nos abréviations



POWER TO LIFT

SINCE 1945



Find your nearest HMF partner here:
[hmfcranes.com](https://www.hmfcranes.com)